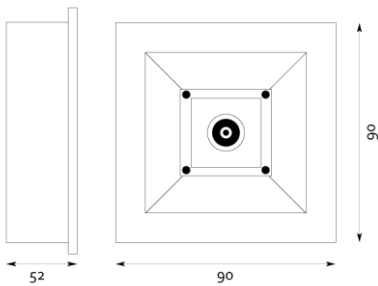


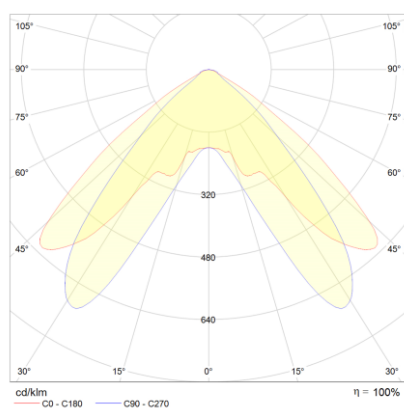
Figure | Dimensions







Technical data

Rated luminous flux of the luminaire	304 lm
Luminous intensity	213 cd
Colour temperature	6262 K
CRI	68.2
Beam angle	101.7 °
Light control	Planar illumination
LED power	2 W
Dimmable	No
Nominal voltage AC	230 V AC 50/60 Hz
Autonomy	3 h
Maintained mode	No
Suitable for maintained mode	No
Switchable operation mode	No
Degree of protection	IP20
Protection class	II
Housing colour	White
Housing material	Plastic
Mounting	Recessed-mounted ceiling
Length	95 mm
Width	95 mm
Height	48 mm
Length mounting hole	83 mm
Width mounting hole	83 mm
Depth mounting hole	150 mm
Ambient temperature	0 - 40 °C
Battery Cell technologie	LiFePO4
Battery Nominal voltage	6.4 V
Battery Nominal capacity	2000 mAh
Test system	Automatic test system

Light Distribution Curve



Distance table

Mounting height	 a	 b	 c	 d
2.00 m	4.71 m	10.99 m	4.49 m	10.99 m
2.50 m	5.36 m	12.38 m	4.91 m	11.78 m
3.00 m	6.15 m	13.48 m	5.41 m	12.87 m
3.50 m	6.87 m	15.01 m	5.82 m	13.74 m
4.00 m	7.52 m	16.40 m	6.16 m	15.05 m
4.50 m	8.12 m	17.66 m	6.67 m	15.59 m
5.00 m	9.02 m	19.63 m	7.14 m	16.64 m
5.50 m	9.53 m	20.69 m	7.57 m	16.94 m
6.00 m	9.99 m	21.65 m	8.26 m	18.48 m
6.50 m	10.82 m	23.45 m	8.63 m	19.27 m
7.00 m	11.20 m	25.26 m	9.29 m	19.99 m
7.50 m	11.55 m	25.98 m	9.60 m	21.42 m
8.00 m	12.32 m	27.71 m	10.24 m	22.02 m
8.50 m	12.60 m	28.29 m	10.50 m	23.40 m
9.00 m	13.34 m	29.96 m	11.11 m	23.89 m
9.50 m	13.57 m	30.41 m	11.32 m	25.21 m
10.00 m	14.28 m	32.01 m	11.92 m	26.54 m
10.50 m	14.45 m	32.34 m	12.08 m	26.88 m
11.00 m	15.14 m	33.88 m	12.65 m	28.16 m
11.50 m	15.83 m	35.42 m	12.77 m	29.44 m
12.00 m	15.92 m	35.58 m	12.87 m	29.64 m