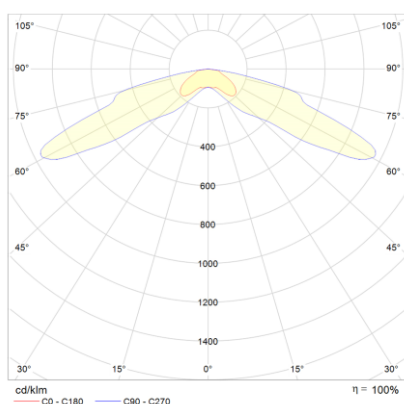






**Figure | Dimensions**

**Technical data**

Rated luminous flux of the luminaire	145 lm
Luminous intensity	140 cd
Colour temperature	5916 K
CRI	66.4
Beam angle	135.5 °
Light control	Escape route illumination
LED power	1 W
Power AC	0.2 W
Power DC	1.2 W
Dimmable	No
Nominal voltage AC	230 V AC 50/60 Hz
Autonomy	3 h
Maintained mode	No
Suitable for maintained mode	No
Switchable operation mode	No
Degree of protection	IP65
Protection class	II
Housing colour	White
Housing material	Plastic
Mounting	Surface-mounted ceiling
Length	202 mm
Width	202 mm
Height	58 mm
Weight	0.69 kg
Ambient temperature	0 - 40 °C
Battery Cell technologie	LiFePO4
Battery Nominal voltage	6.4 V
Battery Nominal capacity	1000 mAh
Test system	Automatic test system

**Light Distribution Curve**

**Distance table**

Mounting height				
2.00 m	2.70 m	6.79 m	4.85 m	11.38 m
2.50 m	2.83 m	7.58 m	5.52 m	12.82 m
3.00 m	2.66 m	7.86 m	6.07 m	13.95 m
3.50 m	0.00 m	7.96 m	6.24 m	15.54 m