

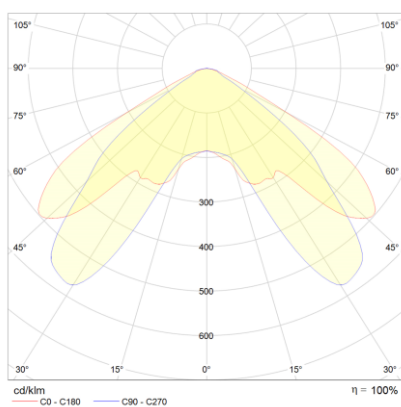
Figure | Dimensions







Technical data

Rated luminous flux of the luminaire	168 lm
Luminous intensity	97 cd
Colour temperature	5955 K
CRI	66.6
Beam angle	116.2 °
Light control	Planar illumination
LED power	1 W
Power AC	0.2 W
Power DC	1.2 W
Dimmable	Yes
Nominal voltage AC	230 V AC 50/60 Hz
Autonomy	3 h
Maintained mode	No
Suitable for maintained mode	No
Switchable operation mode	No
Degree of protection	IP65
Protection class	II
Housing colour	White
Housing material	Plastic
Mounting	Surface-mounted ceiling
Length	202 mm
Width	202 mm
Height	58 mm
Weight	0.69 kg
Ambient temperature	0 - 40 °C
Battery Cell technologie	LiFePO4
Battery Nominal voltage	6.4 V
Battery Nominal capacity	1000 mAh
Test system	ECC2

Light Distribution Curve



Distance table

Mounting height				
2.00 m	3.38 m	7.34 m	2.78 m	6.24 m
2.50 m	3.92 m	8.84 m	3.25 m	7.26 m
3.00 m	4.37 m	10.22 m	3.64 m	8.43 m
3.50 m	4.75 m	11.04 m	3.97 m	9.16 m
4.00 m	4.88 m	12.16 m	4.09 m	10.11 m
4.50 m	4.94 m	12.71 m	4.30 m	10.99 m
5.00 m	2.86 m	13.14 m	4.62 m	11.39 m
5.50 m	2.20 m	13.46 m	4.74 m	11.69 m