

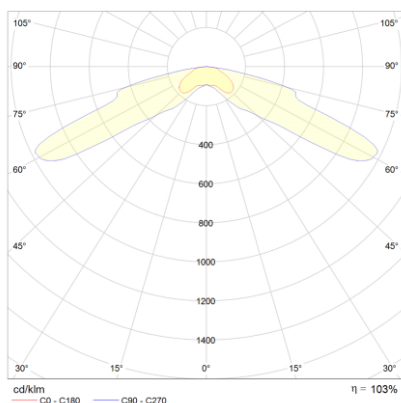
Figure | Dimensions







Technical data

Rated luminous flux of the luminaire	305 lm
Luminous intensity	303 cd
Colour temperature	5900 K
CRI	66.9
Beam angle	134.9 °
Light control	Escape route illumination
LED power	2 W
Power AC	0.2 W
Dimmable	Yes
Nominal voltage AC	230 V AC 50/60 Hz
Autonomy	3 h
Maintained mode	No
Suitable for maintained mode	No
Switchable operation mode	No
Degree of protection	IP65
Protection class	II
Housing colour	White
Housing material	Plastic
Mounting	Surface-mounted ceiling
Length	202 mm
Width	202 mm
Height	58 mm
Weight	0.69 kg
Ambient temperature	0 - 40 °C
Battery Cell technologie	LiFePO4
Battery Nominal voltage	6.4 V
Battery Nominal capacity	2000 mAh
Test system	ECC2

Light Distribution Curve



Distance table

Mounting height				
2.00 m	3.54 m	8.41 m	5.69 m	13.67 m
2.50 m	3.79 m	9.25 m	6.41 m	15.14 m
3.00 m	3.93 m	10.25 m	6.97 m	16.26 m
3.50 m	3.98 m	10.66 m	7.77 m	18.03 m
4.00 m	3.96 m	10.90 m	8.49 m	19.60 m
4.50 m	3.48 m	11.42 m	9.14 m	21.01 m
5.00 m	0.00 m	11.41 m	9.33 m	22.28 m
5.50 m	0.00 m	11.31 m	9.09 m	23.42 m