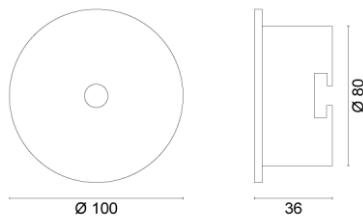


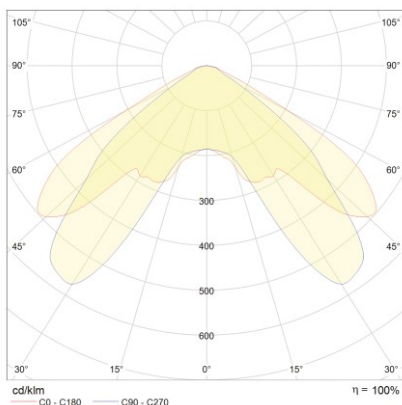
**Figure | Dimensions**







**Technical data**

Rated luminous flux of the luminaire	168 lm
Luminous intensity	97 cd
Colour temperature	5955 K
CRI	66.6
Beam angle	116.2 °
Light control	Planar illumination
LED power	1 W
Power AC	0.2 W
Power DC	1.2 W
Dimmable	Yes
Nominal voltage AC	230 V AC 50/60 Hz
Autonomy	3 h
Maintained mode	No
Suitable for maintained mode	No
Switchable operation mode	No
Degree of protection	IP65/20
Protection class	II
Housing colour	White
Housing material	Plastic
Mounting	Recessed-mounted ceiling
Length	100 mm
Width	100 mm
Height	37 mm
Length mounting hole	83 mm
Width mounting hole	83 mm
Depth mounting hole	150 mm
Weight	0.40 kg
Ambient temperature	0 - 40 °C
Battery Cell technologie	LiFePO4
Battery Nominal voltage	6.4 V
Battery Nominal capacity	1000 mAh
Test system	ECC2

**Light Distribution Curve**



**Distance table**

Mounting height				
2.00 m	3.36 m	7.30 m	2.77 m	6.21 m
2.50 m	3.90 m	8.80 m	3.24 m	7.24 m
3.00 m	4.36 m	10.18 m	3.63 m	8.40 m
3.50 m	4.74 m	11.01 m	3.96 m	9.47 m
4.00 m	4.86 m	12.13 m	4.08 m	10.09 m
4.50 m	4.93 m	12.68 m	4.29 m	10.97 m
5.00 m	2.85 m	13.11 m	4.61 m	11.37 m
5.50 m	2.20 m	13.44 m	4.73 m	11.67 m