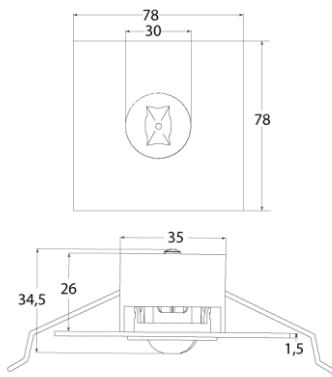


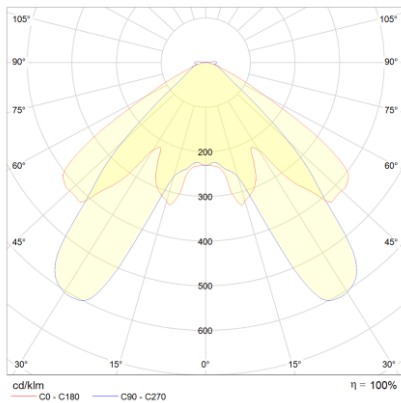
**Figure | Dimensions**







**Technical data**

Rated luminous flux of the luminaire	127 lm
Luminous intensity	77 cd
Colour temperature	5889 K
CRI	68.3
Beam angle	105.2 °
Light control	Planar illumination
LED power	1 W
Power AC	0.2 W
Power DC	1.2 W
Dimmable	No
Nominal voltage AC	230 V AC 50/60 Hz
Autonomy	8 h
Maintained mode	No
Suitable for maintained mode	No
Switchable operation mode	No
Degree of protection	IP42/20
Protection class	II
Housing colour	White
Housing material	Steel sheet
Mounting	Recessed-mounted ceiling
Length	78 mm
Width	78 mm
Height	7 mm
Installation depth	30 mm
Length mounting hole	68 mm
Width mounting hole	68 mm
Depth mounting hole	200 mm
Weight	0.39 kg
Ambient temperature	0 - 40 °C
Battery Cell technologie	LiFePO4
Battery Nominal voltage	6.4 V
Battery Nominal capacity	3000 mAh
Test system	Automatic test system

### Light Distribution Curve



### Distance table

Mounting height	 a	 b	 c	 d
2.00 m	4.38 m	10.16 m	3.83 m	9.19 m
2.50 m	5.25 m	11.54 m	4.24 m	10.05 m
3.00 m	5.79 m	13.25 m	4.54 m	11.10 m
3.50 m	6.49 m	14.80 m	4.93 m	11.95 m
4.00 m	7.13 m	16.20 m	5.44 m	12.64 m
4.50 m	7.71 m	17.47 m	5.90 m	13.70 m
5.00 m	8.24 m	18.62 m	6.34 m	14.14 m
5.50 m	8.72 m	19.66 m	6.73 m	15.00 m
6.00 m	9.52 m	20.61 m	7.09 m	15.79 m
6.50 m	9.93 m	22.34 m	7.42 m	16.51 m
7.00 m	10.30 m	23.13 m	8.00 m	17.79 m
7.50 m	11.04 m	24.80 m	8.27 m	18.40 m
8.00 m	11.35 m	25.44 m	8.52 m	19.64 m
8.50 m	11.63 m	27.05 m	9.06 m	20.14 m
9.00 m	11.88 m	27.56 m	9.27 m	21.33 m
9.50 m	12.10 m	29.10 m	9.79 m	21.74 m
10.00 m	12.29 m	29.50 m	9.95 m	22.89 m
10.50 m	12.45 m	30.99 m	10.09 m	23.21 m
11.00 m	12.60 m	31.28 m	10.57 m	24.32 m
11.50 m	12.28 m	32.70 m	10.68 m	24.56 m
12.00 m	11.95 m	32.90 m	10.76 m	25.63 m